

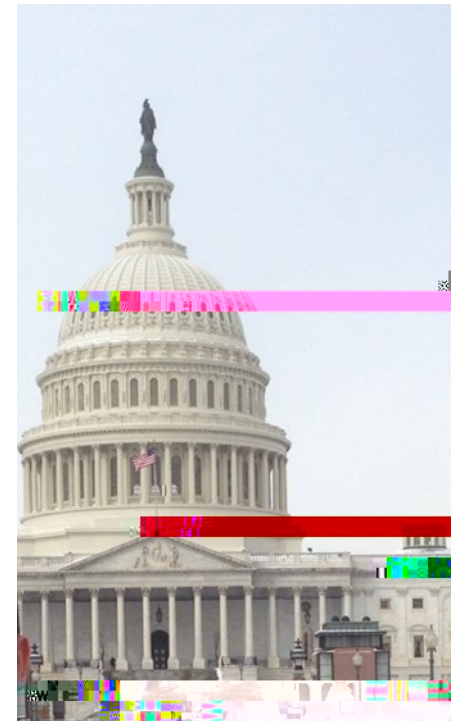


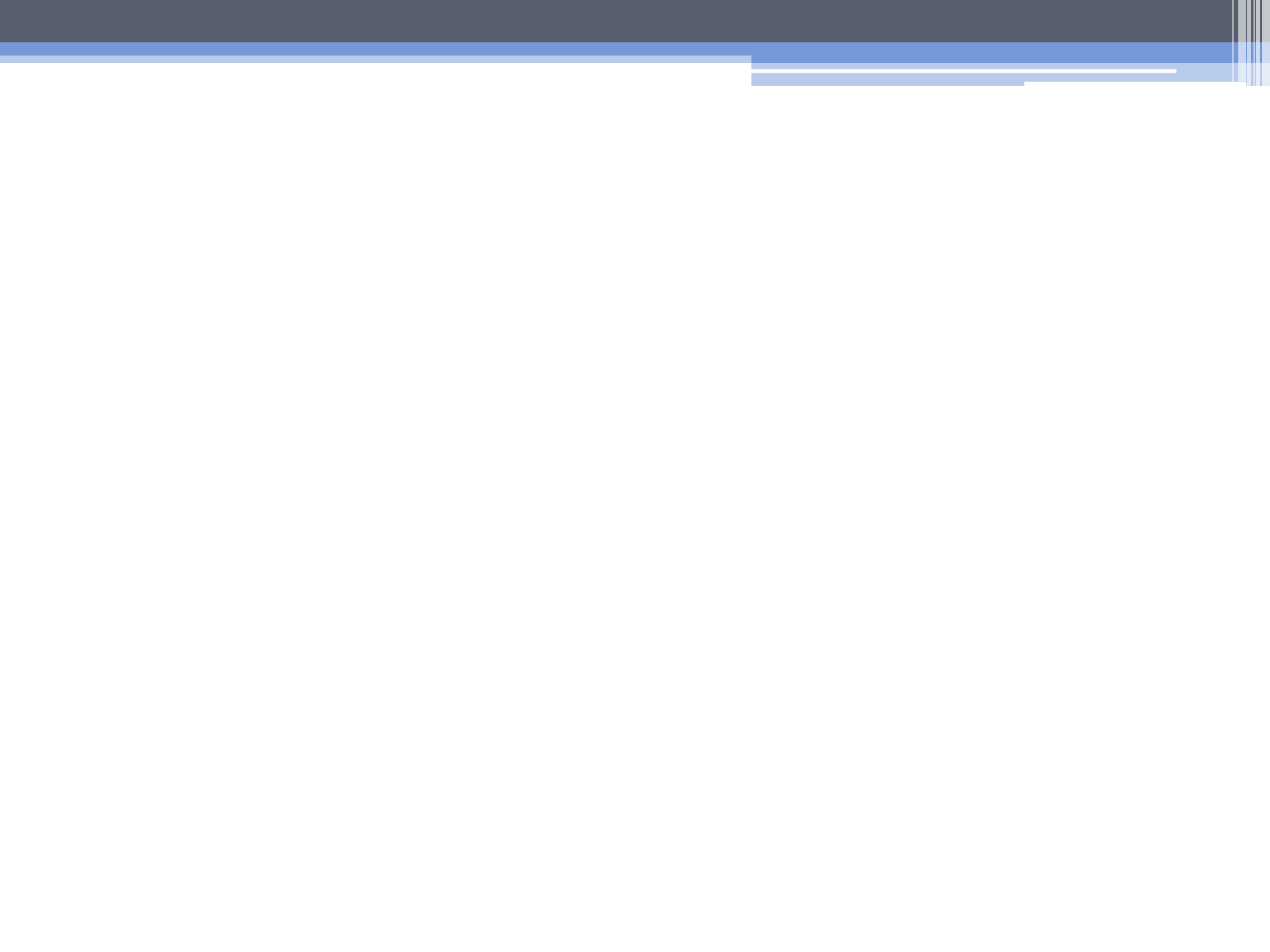
NSHE SSPO/EPSCoR Office

- **Part of the System Administration Office**
- **Unit under Finance**
- **Housed in Las Vegas**
- **3 administrative/financial staff**
- **5 program staff (grant funded)**

Nevada NSHE SSPO/EPSCoR Office Functions

- **Currently manage approximately \$36 million in sponsored projects**
- **Administration for EPSCoR, NASA Space Grant and other state-wide programs (GEAR UP)**
- **Management of special projects match (cost share)**
- **Administration of SA sponsored programs**
- **Interact with the Research Affairs Council**
- **Liaison with EPSCoR Coalition**
- **Capitol Hill visits**



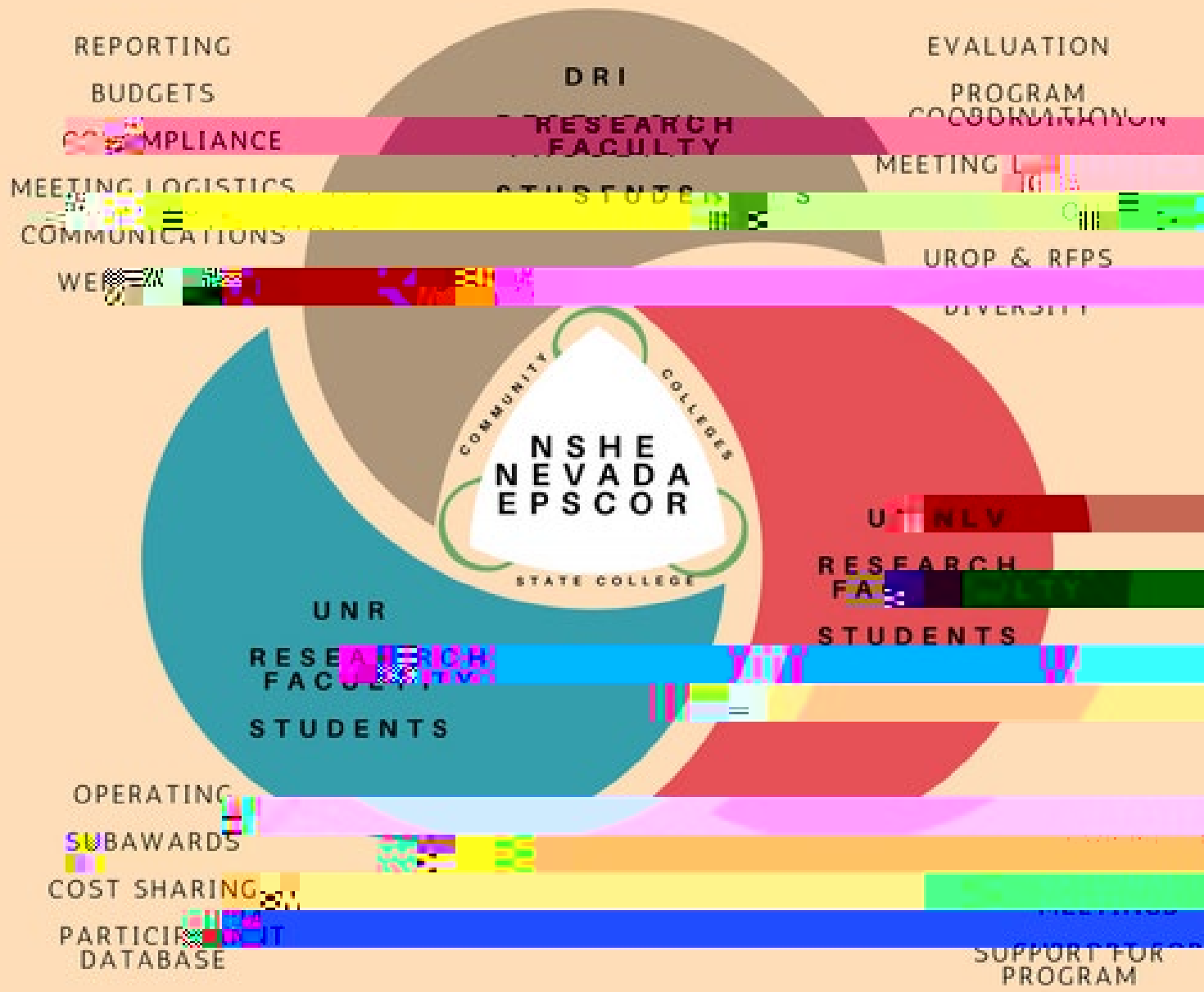







EPSCOR OFFICE & TR

PROGRAM DIRECTOR(S)





- 468 proposals awarded during EPSCoR (funding 1985-2020)
 ARO I \$243.6 million
- Scholarships & Fellowships (2015-2020)
 A235 participants awarded \$1.5 million
- 74 new faculty hires – with 8

SSPO/EPSCoR Projects


- **System Administration Sponsored Programs**
A13 Awards - \$5 million
- **EPSCoR Awards (Federal)**
A13 Awards - \$25.5 million
- **State Program Match (cost share)**
A11 Awards - \$1.7 million
- **Subawards to NSHE Institutions (FY20)**
A45 subawards - \$2.7 million

2018-2019 Sponsored Funding Annual Highlights

For Presentation to the Academic, Research and
Student Affairs Committee

September 20, 2020

Presented by:
Marcie Jackson, Director System Sponsored Programs
& EPSCoR



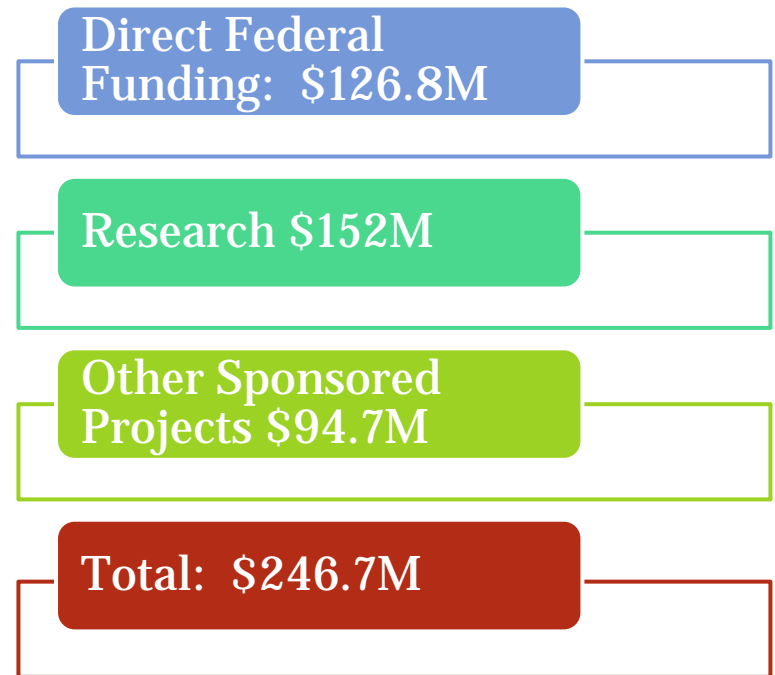
Sponsored Program Funding Supports NSHE Strategic Goals:

- **Research Goal**
A Raising Nevada's overall research profile
- **Access & Close the Achievement Gap Goals**
A Preparatory services for low-income and first-generation students
- **Success Goal**
A Student services for tutoring, counseling
- **Workforce Goal**
A Helping meet the needs of industry via certificate and training programs

FY 2016 - 2019 Total Awarded

**FY 2016 established new
baseline following a technical
change in the reporting to**

Funding Distribution of NSHE 2018-2019



Total Awarded: UNLV

Highlights

Received increased funding from:

- National Institutes of Health
- Governor's Office of Science Innovation and Technology
- Governor's Office of Economic Development
- Health Resources & Services Administration

Increased in the categories:

- Public Service \$5.6M
- Other \$2.2M

Decreased in the categories:

- Research \$8.9M
- Instruction \$1.3M
- Student Services \$4.0M
- Scholarships \$41K

UNLVSOM
represents
\$10.4M/18%

Total Awarded: UNR



Increased in the categories:

- Research \$16.8M
- Public Service \$13.6M

Decreased in the categories:

- Instruction \$446K
- Student Services \$26K
- Scholarships \$70K

UNRSOM
represents
\$31.7M/22%

Total Awarded: DRI

Highlights:

Increased funding received from:

- US Department of Commerce
- National Aeronautics and Space Administration
- Department of Interior
- National Institutes of Health

Increased in category:

- Public Service \$1.9M

Decreased in category:

- Research \$560K

Total Awarded: NSC

Highlights:

Increased funding received from:

- US Department of Education
- Nevada IDeA Network of Biomedical Research Excellence (INBRE)
- State of Nevada
- TRIO Upward Bound

Increased in the categories:

- Instruction \$500K
- Public Service \$153K
- Student Services \$54K
- Scholarships \$185K

Decreased in the category:

- Research \$370K

Total Awarded: CSN

Highlights:

Funding received from:

- Governor's Office of Science, Innovation and Technology
- Governor's Office Workforce Innovations for a New Nevada
- Department of Health and Human Services

Increased in the categories:

- Research \$353K
- Public Service \$3K
- Other \$208K
- Scholarships \$14K

Decreased in the categories:

- Instruction \$1.1M
- Student Services \$36K

Total Awarded: TMCC

Highlights:

Increased funding received from:

- National Science Foundation

Increased in the category:

- Research \$421K

Decreased in the categories:

- Instruction \$1.2M
- Student Services \$2.3M
- Other \$53K
- Scholarships \$101K

Total Awarded: WNC

Highlights:

Increased funding received from:

- Environmental Protection Agency
- INBRE
- NASA Space Grant

Increased in the categories:

- Student Services \$26K
- Research \$38K
- Public Service \$576K

Decreased in the categories:

- Instruction \$889K
- Other \$8K
- Scholarships \$5K



Intra-System Collaborations

FY 2019

Proposals Submitted and Received FY 2019



